

1. The **symbol** of an element represents one atom of that element.

e.g., Na =

2. A **subscript** is a number written at the **lower right** corner **behind the symbol** of an element. If there is more than one atom of the element, then a subscript is used to indicate the number of atoms.

e.g., H₂ =

3. A **subscript outside a bracket** multiplies all the elements inside the brackets.

e.g., Mg₃(PO₄)₂ =

Mg = _____
 P = _____
 O = _____

3. a. A **coefficient** is a number written **in front of a chemical symbol** and indicates the number of atoms of that element.

e.g., 3 C =

- b. A **coefficient** is a number written **in front of a chemical formula** and indicates the number of molecules of that compound.

Note: a coefficient multiplies the number of atoms of each element in the formula

e.g.,

2 H₂O

_____ molecules of H₂O

_____ H (hydrogen)

_____ O (oxygen)

3 CuSO₄

_____ molecules of CuSO₄

_____ Cu (copper)

_____ S (sulphur)

_____ O (oxygen)

4 Pb(NO₃)₂

_____ molecules of Pb(NO₃)₂

_____ Pb (Lead)

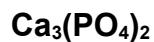
_____ N (nitrogen)

_____ O (oxygen)

Complete the following charts by using the coefficients and subscripts listed in the in the compounds below.



Type of Atom	# of Atoms
_____	_____
_____	_____
_____	_____
Total	_____



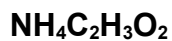
Type of Atom	# of Atoms
_____	_____
_____	_____
_____	_____
Total	_____



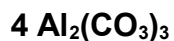
Type of Atom	# of Atoms
_____	_____
_____	_____
_____	_____
Total	_____



Type of Atom	# of Atoms
_____	_____
_____	_____
Total	_____



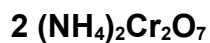
Type of Atom	# of Atoms
_____	_____
_____	_____
_____	_____
_____	_____
Total	_____



Type of Atom	# of Atoms
_____	_____
_____	_____
_____	_____
Total	_____



Type of Atoms	# of Atoms
_____	_____
_____	_____
_____	_____
Total	_____



Type of Atom	# of Atoms
_____	_____
_____	_____
_____	_____
_____	_____
Total	_____